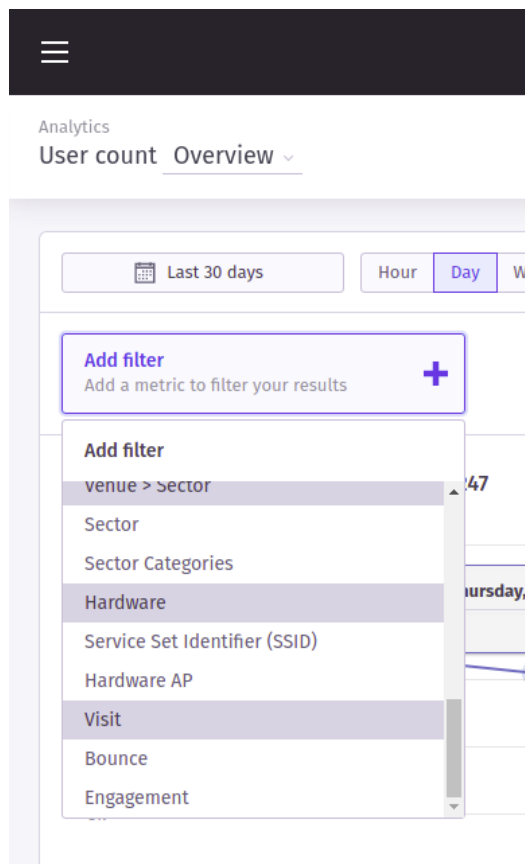




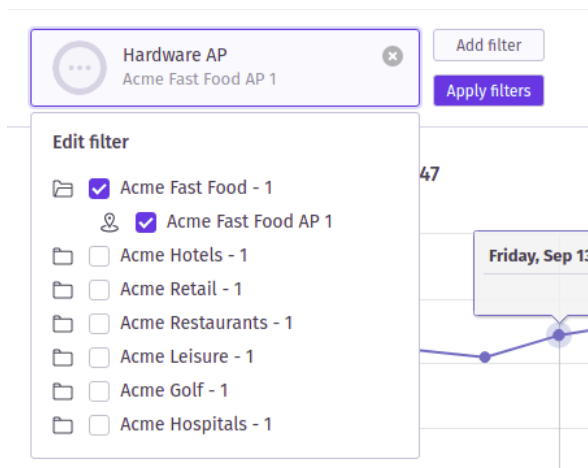
## Hardware AP filtering

A new filter option of 'Hardware AP' is being added to the existing set of filters and will be made available to all existing analytics reports. The new 'Hardware AP' filter will allow users to filter report data based on the AP that end WiFi users authenticated on to the WiFi network with.

The filter works in the same way as the existing 'Service Set Identifier (SSID)' filter that also allows end users to report on the SSID that end WiFi users authenticated on to the WiFi with. The new filter is made available in the existing 'Hardware' section of the report filter list:

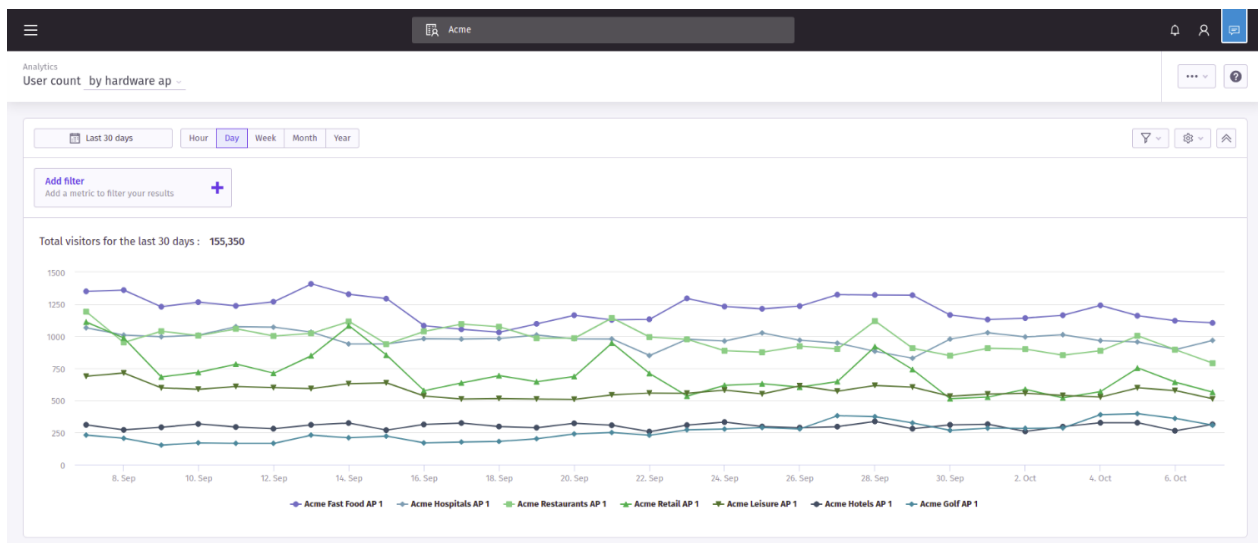


The filter will be available when using the Portal analytics reports at customer, group or venue level and the filter options will be restricted to the scope that the user is current using the Portal at. For example, a company owner or group manager will be provided with all active 'Hardware APs' for all venues in their scope where as a venue manager will only see the active APs for their venue. 'Hardware AP' options are presented to the user in a hierarchical fashion:



Users are able to select individual or multiple 'Hardware APs' as options for the filter. The filter will display the 'name' of the Hardware AP where the user has set a name for it via venue hardware management. The option will fallback to displaying a hyphenated MAC address e.g. 'F0-12-A7-6F-80-AB' where users have not set names for their Hardware.

In addition to the 'Hardware AP' filter a new dimension has been added to allow users to group their report data by 'Hardware AP'. This dimension functions in the same way as the existing 'Service Set Identifier (SSID)' dimension grouping report data by the 'Hardware AP' that the WiFi user was connected to when they authenticated on to the WiFi network:



It should be noted that the performance of the application of a 'Hardware AP' dimension will be dependent on the number of APs for the user's scope where at a company level there may be many hundreds of APs. The user can however use the dimension in combination with the 'Hardware AP' filter to focus on a subset of APs and reduce the potential number of data points for each AP in the chart.